

**Chambers
Construction**

**Volume 6 Issue 5
September 2021**

Building What's Important In Peoples' Lives

- Stay positive; play to win-win. • Be a teammate; communicate and act to build respectful and trusting relationships. • Find the time and create opportunities to help each other. • Be a problem solver; bring solutions daily. • Build long-term relationships before short-term gains. • Build it like you own it. •

President's Message



Dave Bakke, CEO/President

"Ebb and Flow"

Construction has always been an up and down business. If you stay in construction long enough you will have experienced the coming and going of economic cycles. Think back to 2008, 2009, and 2010, the great recession. Work was scarce, margins were low, and our backlog was way down. It's hard to remember back that far and how dismal things were. Here we are in 2021. Over 10 years since that awful recession; the ebb has practically been erased from our memory, while the flow has been on the forefront of everything. We've been going full throttle for quite some time now.

That said, as one of the leaders of the company I thinks it's wise to not forget

the ebbs. The ebb will be back and based on the current state of the country, dealing with the uncertainties of the long-lasting effect of COVID, investor confidence, rising health care costs, natural disasters and the political divide surrounding us; the slowdown may be upon us sooner than later.

Now, I'm no economist or politician, but I have been in this industry for over 40 years and it's my feeling we need to prepare ourselves. As individuals and as a company we need to keep a watchful eye, continue to look down the road and plan accordingly. We may have to pursue new markets and project types. The appetite may be many smaller projects while we pursue the larger ones down the road.

The upside is we have been there before. We have endured declines and regrowth in the past. The company is as strong as it has ever been. Even now, with uncertainty on the horizon we are investing heavily on additional office space and a training center so we can continue to get better,

refine our skills, and move the company forward. We are also blessed to have an amazing group of people to keep us climbing the hills and making the company better. The team we have assembled provides us with depth for the now, and a talented group of upcoming leaders to guide the company to the next level, future growth and to remain strong and relevant.

As I said earlier, we are in troubled times. But with the strength of our team and the depth of talent we will continue to move forward. We are in a good position to ebb and flow as we need to.

Thank you again for all you do; and "Go Chambers"!

- Dave



Kendall Collision Center
Completion Date: 11/2021

PakTech Renovations Phase 3
Completion Date: 12/2021

SnoTemp B3X
Completion Date: 12/2021

Kendall Bronco
Completion Date: 2/2022

298 Coburg
Completion Date: 2/2022

Gilham Elementary
Completion Date: 3/2022

White Bird Clinic
Completion Date: 3/2022

Shedd Re-Roofing
Completion Date: 4/2022

Shedd Façade
Completion Date: 4/2022

Arcimoto rAMP
Completion Date: 11/2022

PROJECTS BIDDING



54 Large Projects
\$168,452,022

16 Small Projects
\$1,750,000



Veterans Day is November 11th.
Thank you to all who have served our country.

Chambers Construction

27,034

HOURS WORKED
WITHOUT INJURY
8/31/2021

Employee Spotlight



Hailee and her son at Wildlife Safari

Hailee Horn

I have absolutely enjoyed my time here at Chambers. Everyone is great to work with and I am extremely grateful for this opportunity to be here. I love being a part of this team.

When I'm not at work kicking butt with my coworkers, I am a mom to the coolest little man. I am a mom first; he is my world. We like to go on adventures together. We enjoy the outdoors and movie and popcorn nights, too. There is lots of swimming in the pool and bouncing on the trampoline and awesome fort making that happens.

I really enjoy gardening and all things plants. I don't have the best of green thumbs, but I do alright. I love soccer, shooting, talking and a really good book.

I do have many bucket list things, one being the coast and castles cycle trip in the UK. Other bucket list items include wing suit flying in Switzerland, diving in the Belize Blue Hole, or spelunking in Mexico's many caves and caverns. Conquering the seven summits would be a feat, but I'm not sure if I could do all that.



Ferenc, Kerry and Viera

Introducing Kerry Small...

Kerry Small recently joined Chambers as a project engineer. She has her Bachelor of Business Administration, with an emphasis on Law, and completed Construction Management Courses at UC Berkeley. She has experience in construction, including with a marine general contractor. Working for the marine GC, one of her projects was constructing a ferry terminal with three ferry gates and vessel berthing facilities in the San Francisco Bay area.

She was born and raised in California until July of this year, when her husband received a job offer from the UO and she wanted to support him, so they moved the family to Eugene.

She also lived in Chile for a little over a year teaching English, and that is where she met her husband, Ferenc. They have an 8-month-old daughter named Viera.

Her hobbies are hiking, cooking, gardening, exercising and traveling (pre-Covid).

When asked what she likes about construction, she said, "I love that I am always learning something new every day; it's never the same rudimentary task. I really enjoy reading and learning construction drawings, which are like a puzzle or math problem. The saying 'same s#!\$, different day' doesn't apply to construction; usually."

Welcome Kerry!



On Veterans Day, we pause to give thanks to all American Veterans who paid for our freedom through sacrifice, service and loyalty to our country. May we never take for granted the privileges you fought for – our right to vote, free speech, religion, carry arms, own homes, raise families – make our own choices as we go through life.

Chambers Construction honors our own Veterans with a paid day off on Veterans Day or another day during the year that works with their schedule. We salute and thank Chris Anthony, James Cowles, Dave Hilles, Kim Hutchens, Jason Londo, Steven Serjeant and Gregg Wallsmith for your service to our great country!

Employee Spotlight



Introducing Sheila Crawford...

Sheila Crawford recently joined the Chambers team as an executive assistant. She has many years of experience as an EA but also a little in construction! She has remodeled several homes; one in Maryland was a 1936 Craftsman and almost every surface on three levels was remodeled. She said, "doors are trickier that I thought they'd be!"

Sheila was born at Sacred Heart and spent most of her primary and secondary education in the Klamath Falls area. She lived on the east coast for seven years, which solidified her desire for country living. She rents a cottage on her parent's farm where she raises alpacas for show, breeding, manure and their fiber. She entered five of her 20 alpacas in the annual international fleece show and two placed with ribbons.

She has two grown sons, one in Springfield, one in Maryland, and five grandchildren. (See the picture of 3 of her "future farmers of America" grandchildren.) She enjoys paddle boarding and tries to get on Dexter Lake as often as she can. She's taken her board to Hawaii, been on the ocean a few times, participated in the Witches on the Willamette (Halloween costume paddle) a few years ago in Portland, went from the Siltcoos Lake down Siltcoos River to the beach and many other rivers and lakes. She hopes to one day hike the Cinque Terre in Italy.

When asked about what she likes about construction, she said, "I love looking at a space and figuring out how to best use it. I will take graph paper, draw out the space, and play with different layout designs. In my career, I've done very similar projects; albeit it was with processes/procedures. I love researching ways to create efficient working environments/systems also. I feel very blessed to work at Chambers, I believe it is a great fit and I look forward to applying my many talents/skills to help those around me."



Sheila's grandchildren

Welcome Sheila!



Get Ready for Halloween!

We will be having a contest in the following areas for Halloween:

- Desserts — Best Taste & Best Look categories
- Best Pumpkin
- Best Costume

Each winner (dessert, pumpkin & costume) will receive a \$10 Dutch Bros. gift card.

Desserts and pumpkins need to be submitted to the office by **October 28th**.

We will deliver dessert plates out to each jobsite.

Know Your Hard Hats



WHITE—
Experienced

ORANGE—
Under 18

BLUE—
Inexperienced



Carpenters

Any employee who refers an applicant receives a \$.50/hour increase when the employee is hired for as long as they stay employed with us up to one year. That equates to a \$1,000 employee referral fee for new hires who stay for a year or longer. Please direct experienced carpenters to our website to apply. Tell them to check the employee referral box and fill in your name. You can also let Stacy Ivey, Frank Travis or Scot Moore know of your referral.

4 Your Health



The Benefits of Walking

It is easy to do—walking doesn't require special skill or equipment and it is FREE. All you need is a good pair of walking shoes, comfortable clothes and a pedometer or other tracking device. You can walk with your family and friends. Even walk your dog.

The health benefits of walking include:

- Walking is easy on your joints and enhances energy
- It will improve your mood
- It lowers blood pressure and risk of diabetes
- Walking reduces bad cholesterol, risk of heart attack, anxiety levels and lessens appetite
- It boosts the immune function
- It improves muscle tone and burns almost as many calories as jogging
- Walking can be done in 30-minute increments, even while traveling

Walking is safe—probably the safest exercise you can do. It doesn't require prior training and is more natural than sitting, standing or running.

Beneficial for weight loss—walking is easier on the body than running. Walking for 30 minutes at 4 mph you burn 165 calories. On a slight incline you can burn up to 360 calories.

Other benefits—When you establish a regular walking routine, you will continue to be active and take on other healthy behaviors. Your creativity is enhanced. You will possibly set goals and work toward meeting them with increased walking and activity.

Overall, walking is an easy effective way to improve your health!



Kim Cailteux, Mt. Jefferson

78 Miles, 6 Days

by Kim Cailteux

There's something thrilling and rewarding about hiking through the wilderness and having everything you need strapped to your back. When asked to join three others for a trip on the Pacific Crest Trail, I jumped at the chance, even though the number of miles seemed daunting.

We started adjacent to South Sister, traveling north, past Middle and North Sister, along the tip of Mt. Washington, Three Fingered Jack and finally completing our trek at the base of Mt. Jefferson. It was amazing watching the mountain peaks go from a distant tip on the upcoming horizon, to a long-gone silhouette behind us. This provided an incredible visual of the distance we covered each day, which averaged thirteen miles a day.

The terrain was surprisingly varied – from fields of lush, colorful flowers; to dark, dense woods; to lava fields devoid of anything but rock; to burn sites from previous years' fires; to amazing rock-scapes and cliffs, and always alongside breathtaking mountain peaks. The only constant was the ever-present path, cutting through the scenery, continually urging us onward.

The day we conquered Mt. Washington Wilderness' lava fields was brutal – much of it uphill on jagged black rock, in the hot sun. We covered 13 miles that day. The following day took us through a large burn site – uphill on a sandy path, through sparse, charcoaled remnants of trees. Still exhausted from the previous day's hike, I felt I was physically "done" after only five miles. We went on to complete 15 miles that day – our longest day! This was my biggest triumph of the trip and evidence that the mind gives up long before the body.

I found that with perseverance and determination, we're capable of accomplishing much more than we may think. Another big take away for me was how a lot of small steps can make up a journey. Our casual, slow-moving pace on foot covered a lot of ground after just six days. It was a challenging, exhilarating and rewarding trip.



Hiking through the Sisters wilderness

Employee Spotlight



Caught in the Act!

Kris Vannett caught **Ron Hartman** in the act of following core values #2 and #3 and has nominated him for recognition.

"At Richardson Sports on a Monday, the weather was questionable, but we decided to pour some retaining walls.

We started at 2:00 p.m., were done at 3:30 p.m. and then the rain started. Ron was not part of that work and I had asked two people to stay behind and finish.

About 5:00 p.m., Ron pulled up with a bucket full of finishing tools. When asked what he was doing he said, 'Oh, I just thought you guys could use a hand. I had to run and get my finishing tools from my son-in-law.'

They finished at 8:30 p.m. and everyone went home. **Not only did Ron come back to help on the work he wasn't working on, he didn't record his time – I added it to his time card!"**

Kim Hutchens and Scot Moore want to acknowledge **Peggy Burian, Kim Cailteux, Amber Keffer and Darell Stinson** for their help during the great office flood of 2021! They displayed core value #3 in their actions.

"Peggy, Kim and Amber jumped in to pack up offices and the kitchen, pull the artwork, and anything else that was needed to keep the water damage to a minimum. Darell saved the day when we found additional water and had to take the kitchen apart in two hours before the water restoration company came back to put more fans and dehumidifiers out. If it weren't for these four, the restoration would have taken a lot longer. Peggy and Amber helped put things back as rooms were cleaned up and dried out."

We also received an email from Chris Giggy, owner's rep at Eastside and Marshfield schools, catching **Jason Londo** following our core values #2 and #4. He wrote, "I also wanted to let you know how much we've appreciated Jason's hard work on the Eastside and MJHS school projects. He consistently helped develop solutions to the hundreds (thousands?) of surprises and challenges that came up during construction. He was a great member of the project team and was instrumental in making these jobs successful."

Congratulations to Ron Hartman, Peggy Burian, Kim Cailteux, Amber Keffer, Darell Stinson and Jason Londo for being caught in the act demonstrating our core values and to Kris Vannett, Kim Hutchens and Scot Moore for submitting the feedback! All will receive \$100 and be in the \$500 drawing at the end of the year.



Safety Suggestions

In July, **Kellie Norris** and **Sheila Crawford** separately suggested neck cooling bandanas to help field personnel with the heat. We hope they are working! Both received \$100 for the suggestion.

In August, **Horacio Garcia** recommended a new hepa vac for cutting concrete that really keeps the dust down and runs more dependably. The company purchased the new tool and Horacio will receive \$100 for the suggestion.

Kellie, Sheila and Horacio will be entered in the \$500 drawing at the end of the year.

Send your safety suggestions to Peggy Burian at pburian@chambers-gc.com or drop them by the office.

October/November Work Anniversaries

Mike Hogenson	21
Gregg Wallsmith	16
Kellie Norris	7
Steven Serjeant	6
Izayah Moriguchi	4
Logan Zenk	3
John Wettengel	3
Robert Wilson	2
Julie Green	1
Evin Avila Avila	1
Mark Aden	1

Birthdays

Mark Aden	10/3
Breck Hosford	10/3
Jonah Cromwell	10/8
Darell Stinson	10/12
Kim Cailteux	10/16
Gunnar Larsen	10/17
Debi Creager	10/22
Peter Byron	10/31
Chris Pirtle	11/1
John Wettengel	11/7
Stacy Ivey	11/14



SAVE THE DATE!!

Flu Shot Clinic

October 5th


3pm - 5pm

**Large
Conference
Room**


Employee Spotlight

Chambers Photo Contest Entries and Winners!


Thank you to all who participated in our photo contest. There were 23 entries and some fantastic photos... let's just say it was really tough to choose winners!! The winners will each receive \$25 and all other entrants will receive their choice of \$10 or a Dutch Bros. gift card for submitting a photo.
See below for the winners and submitted entries!



Best Cat
Cuda, Kim Hutchens



Best Dog
Bella, Levi Connelly



Best Other
Ropey, Joy Pendowski



Overall Cutest Pet
Della, Julie Green



Overall Funniest Pet
Clem, Debi Creager


Employee Spotlight




Riley & Layla
Mark Harrington



Dawn
Tammy Crafton



Natasha
Sarah Focht



Karma
Darell Stinson




Copper
Steven Serjeant



Mia
John Wright



Marleau
Joy Pendowski



Zoe
Kris Vannett




Oslo
Chris Boyum



Athina
Kris Vannett



Lilly
Peggy Burian



Marley
Janelle Welling


Employee Spotlight



Bentley
Kellie Norris



Sissy
Brian Anderson




Bun-Bun
Kim Cailteux



Penny
Amber Keffer



Boris & Natasha
Sarah Focht



Brutus
Jon Baugus

New Team Members



Josh Almond
Carpenter



Jonah Cromwell
Apprentice Carpenter



Edwin Powell
Apprentice Carpenter



Ricardo Ramos
Apprentice Carpenter

News



Setting Favorites

You can easily set your favorites up on the main tool bar, so you don't have to navigate through the "Project Tools" to get to where you want to go.

- Click on Project Tools.
- Hover on the sections you most frequently use.
- On the left, a star will appear.
- Click on the star and it will turn yellow, adding it to your favorites on the main tool bar.

Words in blue are links—One of the most simple but helpful tips to remember is that any print type that is in blue acts like a link to take you to that information. For example:

- If you click on a contract or commitment number you will be redirected to that document.
- If you click on the company name you will go to the directory showing their vendor information.

Change the order in displaying commitments—You may want to verify a subcontractor or supplier has a commitment within the project. It's easy to change the order in which Procore will display the commitments.

- Navigate to the commitments tab. Procore will default to listing them in numerical order.
- Change the order by clicking on the header of any of the columns. This will reorganize and sort them by the column you chose.
- You might want to see them alphabetically to quickly search for a vendor or you might want to see them displayed by contract value. The choice is yours.

Hope this helps! As always if you have any questions about Procore, contact the Procore Advisor Team at procoreadvisors@chambers-gc.com.

Trivia Drawing

There was no winner from the last trivia drawing. The answer was a production mistake costs the company 3 times the cost – 1x for the messed up order, 1x for the replacement and 1x for the time lost making the next one since the time was spent on re-making the first one.

What is the most important provision provided in the Constitution?

For a chance to win this time, submit your answer to Sheila Crawford by October 20th at scrawford@chambers-gc.com or call her at 541-868-8521 to be entered into a \$50 gift card drawing.



SPD – Training for Success



The following projects were completed successfully, thanks in part to the integral role performed by the apprentices – led by their superintendents – Keep up the good work!

- Pi Beta Phi
- Oregon Eye Oak Street
- Oregon Eye International Ct
- O'Hara Catholic School 2021 Summer Projects
- CDC 920 Country Club Rd Demolition
- M&P Reload
- Kendall Coburg Grate, Drain & Trash Enclosure

O'Hara Catholic School 2021 Summer Projects

Ken Smith and team have been hard at work completing a variety of projects at O'Hara Catholic School.

Together, they remodeled six student restrooms, two staff restrooms, two student classrooms, installed a green house, handrails, exterior canopies, and updated the janitor closets, along with various miscellaneous repairs.



News



Fall Protection Anchor Points –Do’s and Don’ts

The Do’s

- Do** read the instructions.
- Do** confirm sufficient fall clearance from the anchor point to the next lower level or obstruction for the connecting device being used. Lanyards will need more clearance, class-a SRLs will need less.
- Do** eliminate or minimize swing fall hazards. Always work as close to in line with the anchor point as possible.
- Do** confirm compatibility when making connections with anchor points and eliminate all possibility of roll-out.
- Do** confirm minimum substrate requirements are met.
- Do** confirm compatible roof pitches.
- Do** make sure to use the prescribed fastener type, size, and quantity are used.
- Do** ensure not to improperly load the anchor, some anchors are only rated for downloads, while others are rated for 360° use and horizontal lifelines.
- Do** inspect the anchor prior to each use for damage or defects.
- Do** ensure the manufacturing date, model number and inspection records are legible.
- Do** obtain proper fall protection training.
- Do** consult with your Competent Person if you have any questions.

The Don’ts

- Don’t** install anchor points without inspecting them first.
- Don’t** install any anchor point with fasteners not prescribed in the instructions. Meet or exceed fastener specifications is permitted.
- Don’t** alter or modify anchor points.

Failure to understand and comply with safety regulations may result in serious injury or death.

Regulations included herein are not all-inclusive, are for reference only, and are not intended to replace a Competent Person’s judgment or knowledge of federal or state standards.

Apprenticeship Help Needed?

Attention all Superintendents and Foremen... If you have jobs where work is happening in any of the topic areas shown to the right, please let Mark Harrington know.

These are great opportunities to help your project progress and to give our apprentices the hands-on experience they need.

Mark Harrington
541-972-0997
mharrington@chambers-gc.com


APPRENTICE WORK AREAS	
General Safety & OSHA Standards	Quality Control
Tool Safety & Use/Care	Budgets
Grades & Elevations	Suspended Slabs
Box Forms & Footing Pads	Basic Plan Reading
Properties of Concrete - Highwall Forms	Tilt Tech
Floor Systems	Sack & Patch
Wall Systems	Layout / Advanced Walls
Roof Framing	2nd Floor Framing- Advanced Roof Systems
Roofing / Sheet Metal / Trim / Exterior Trim	Window Installs & Envelope Systems
Basic Stairs	Advance Stairs
Forklift	CPR & First Aid
Basic Door Hardware	Advanced Door Hardware
Basic Door Hanging	Crew Leadership
Backing	Siding
Bath Hardware	Interior Trim
Cabinets	Crane Signal
Steel Stud Framing	Sheet Metal

itb+ IT Bytes

Equipment and Email Phishing

Reminder....

If we use non-approved items on our electronic equipment, we can void our warranties so please do not purchase equipment, cables, USB blocks, chargers, iPhone and iPad cases, tempered glass, etc. for company owned equipment. IT keeps these items in stock. If not in stock, IT will purchase and install them for you.



Email Phishing

Per Wikipedia, the definition of phishing (not the kind that swim in water) is “a type of social engineering where an attacker sends a fraudulent (“spoofed”) message

designed to trick a human victim into revealing sensitive information to the attacker, or to deploy malicious software on the victim’s infrastructure like ransomware.”

Whaling and CEO fraud (which we do experience) are defined as “attacks directed specifically at senior executives and other high-profile targets.” The content is crafted to be of interest to the person or role targeted - such as a subpoena or customer complaint.

CEO fraud is effectively the opposite of whaling; “it involves the crafting of spoofed emails purportedly from senior executives with the intention of getting other employees at an organization to perform a specific action, usually the wiring of money to an offshore account.”

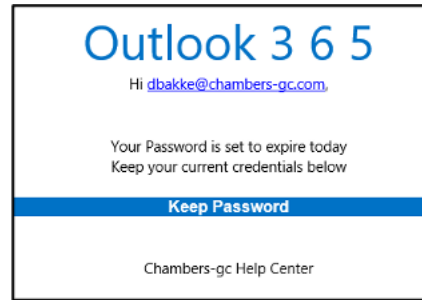
Email phishing, though nothing new, is ramping up again.

Here are some items to be aware of to spot a possible phishing email:

1. **Government and/or Covid-19**–If you receive an email from a “government agency” don’t use the link they send you. Go to the website and find the form yourself.
2. **Inconsistent URLs**–If you hover over the email address or web link and it displays something other than what it should state it is not legitimate.

From: Chambers-gc Portal System <kughr@gmu.edu>

3. **Unexpected Attachments/Billing Problems**– Unless you are expecting an attachment, don’t open it or any invoice you were not expecting or shouldn’t come to you.
4. **Action Required, Update Information, Compromised Account, Expiration Requests**– Most companies (Apple, Microsoft, Amazon, Twitter) will not ask you to update your information/ password.



5. **Poor Grammar and Misspellings**–If you see obvious poor grammar and terrible spelling, it is very likely not created by someone who is English speaking or using some sort of translating software.
6. **Something Is Off**–If you know how a person speaks or writes, or the logo seems just a bit different, be cautious.
7. **Email from the CEO**–Before you reply or do what the email is asking, ask yourself, would the CEO be emailing me for this task, is the requested task something I would normally be doing or is the task something someone else would normally be tasked with.
8. **Contest Winner**–Ask yourself, “did I actually enter the contest?” 99% of the time these emails are fraudulent.
9. **Banking Account Suspension**–Even if you receive notifications from your financial institution, check (call the number you have on file, not what they email you) to confirm Updates Required, Account Suspension, etc.

If you receive a suspicious/questionable email here are some best practices:

- Don’t open the email.
- Don’t click on or download any of the attachments.
- Don’t reply to sender.
- Notify IT immediately.
- Don’t forward the email.
- Take a picture of the email and send it to IT to handle.
- If you’re unsure, contact IT and they will determine if it is legitimate or not.

News

A Foundation for Freedom



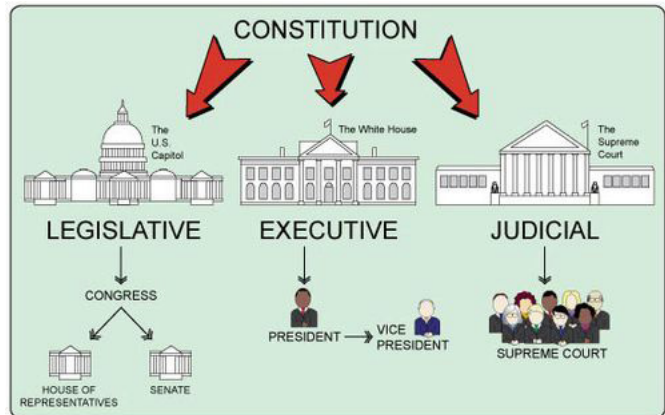
1787 - America's founders were in many ways ordinary men - farmers, merchants, businessmen, doctors, attorneys - but **their goals and proposals for the government**

of their new country would prove through history to be visionary. Many had fought a war for individual freedoms and feared founding a strong central government, but it was clear the country could no longer survive under the weak Articles of Confederation. Bold proposals, compromise and perseverance would be needed to save the entity they had sacrificed so much to create.




When the 55 delegates attending the Constitutional Convention met in the Pennsylvania State House beginning in May of 1787, serious political and economic dilemmas were plaguing America. The central government under the articles had insufficient power to regulate commerce; it could not tax; it could not support a war effort; and had little power to settle quarrels between states. **Saddled with this weak government, the states were on the brink of economic disaster.** Congress was attempting to function with a depleted treasure, paper money was flooding the country, creating extraordinary inflation; and the depressed condition of business was taking its toll.

The two most notable plans submitted and debated were the Virginia Plan and the New Jersey Plan.



The basic form of our government was first presented on Tuesday morning, May 29, by Edmund Randolph, the governor of Virginia. Called the Virginia Plan, **the proposed government had three branches - legislative, executive and judicial - each branch structured to check the power of the others.** The plan's centralized federal government would have veto power over laws enacted by state legislatures, a provision that revolted many delegates who cringed at the idea of a central government swallowing state sovereignty.

On June 13, delegates from smaller states rallied around proposals offered by New Jersey delegate William Paterson to merely revise the Articles of Confederation to enable Congress to raise revenues and regulate commerce more easily. **Three days of debate led to rejection of Paterson's plan and solidified the convention's move toward creation of a new government.**



By the end of June as discussions moved into specifics of the new government, debate between the large and small states over the issue of representation in the first chamber of the legislature was becoming increasingly hostile.

News

During the following weeks the delegates grew to realize that compromise was necessary to avoid a complete breakdown of the convention.



They agreed on a formula for representation in the lower house and approved Senate equality. One of the last major unresolved problems was the method of electing the chief executive. **Discussion of the various proposals resulted in the Electoral College, a master stroke of compromise, quaint and curious but politically expedient.** The large states got proportional strength in the number of delegates; the state legislatures got the right to select delegates; and the House got the authority to choose the President if no candidate received a majority of electoral votes.



On September 17, the members met for the last time. Two blocks away on Market Street, printers worked into the night on the final imprint of the **six-page Constitution**, copies of which would leave Philadelphia on the morning stage.

The separation of power the delegates built into the Constitution was purely an American invention. It was even achieved symbolically in the document itself by describing each branch in a separate article. It is important to remember, however, that although power is balanced within the government, it does not originate there.

The most important provision the Constitution makes is that the government must derive its power from the people. In fact, the very first words of the Constitution,



"We the People of the United States....," is a phrase the Founders chose very carefully. It is the people who give the power to the government and limit what it can do. The people elect officials to direct the government's activities, and the people can elect new officials to replace those whose policies have become unpopular. **The American system is thus divided, limited and democratically controlled.**

In the next issue, we will cover the Constitution.

Project Spotlight

Market of Choice Warehouse Phase II

In August 2021, Chambers Construction completed the construction of the 36,000 SF Phase II Warehouse Addition for Market of Choice. The project was full design/build with a short construction schedule.

Interesting aspects of the project included a Butler/BlueScope roof system and an 8-inch thick fiber reinforced structural slab with no rebar. In addition to the added square footage, we also built loading docks, some offices and restrooms. All of the concrete work was self-performed.

Being a fully-operational distribution center, it was important that our work did not affect incoming and outgoing deliveries. The project was built on a postage stamp site with no staging area to speak of, adding an extra layer of difficulty. Our crew did an excellent job navigating and completing work amidst the hustle and bustle of the center's daily operations.

The project completed on schedule and under budget by eight percent, despite the challenges and delays caused by COVID. In the end, the project was safe and the owner was happy.

While we've worked with Market of Choice in the past, it is always an honor to be selected to do repeat work. It speaks volumes about our team and the quality of work we deliver.

Thank you to everyone who worked on this project and made it a success: Jacob Abbatello, Evin Avila Avila, Dave Bakke, Jon Baugus, Liz Becker, Wes Bell, Anthony Braunger, Peter Byron, Levi Connelly, Todd Delaney, Ron Hartman, Hailee Horn, Breck Hosford, Rock Hunsaker, Todd Keffer, Ethan McConnell, Jon McCoy, Todd McNally, Scot Moore, Kellie Norris, Chris Pirtle, Steven Serjeant, Ken Smith, Gregg Wallsmith, John Wettengel and Leroy Wyant.



Looking Back

Bend Memorial Clinic

The Bend Memorial Clinic was a 119,300 SF, two-phase addition, which was built over five years, beginning in 2001.

The new additions at the southwest corner of Medical Center Drive and Neff Road were designed by Portland-based Mahlum Architects. The additions meant a more comprehensive women's care center on the first floor of the south building. Bend Surgery Center, LLC, a separate entity, occupied the second floor.



3028 JUDKINS ROAD #1
EUGENE, OR 97403
CCB #114258

